













## 10. Agnastram

 <p>Preparation Time</p> <p>Required only one day(3-5 hours) of doing all activities but it should be kept aside for 48 hours after preparation</p>	 <p>Dosage</p> <p>For Effective results, we have have apply this bio insecticides when infestation is at Economic threshold level, This is the powerful coconction which can control all most of all pests, (3-5 liters of Agnastram into 100 liters of water and can be applied for 1 acre)</p>	 <p>Usage</p> <p>It can be used for all types of stem borers, fruit borers, hidden caterpillars, pod borers and all kinds of bollworms</p>	 <p>Preparation method</p> <p>Take 20 liters of cow urine into a pot and place all ingredients in to the pot and allow to boil it for 1 hour on small flame and allow to cool it for 48 hours and stir it in the morning and evening</p>	 <p>Link of video</p> <p>Tap the button</p>	 <p>Remarks</p> <p>High dosage may cause damage to the crop Each and every part of the plant should be get wetten thoroughly</p>
 <p>Raw materials Required</p> <p>-20 liters of cow urine -2-5 kgs of neem leaves paste -1/2 kgs of Tobacco powder -1-2 kg of chilli paste -1/2 kg of garlic paste -Pot for boiling</p>		 <p>Estimated cost</p> <p>-Cow urine - Rs 50 -Neem leaves paste - Rs 50, -Garlic paste - Rs 60 -Chilli paste - Rs 100 -Tobbaco powder - Rs 60 - Total - RS 320</p>	 <p>How to store</p> <p>Filter the liquid Can be stored in pots upto 3 months</p>	 <p>Quality Assessment</p> <p>Use exact ingredients and follow procedure to get effective Results</p>	 <p>Shelf life</p> <p>3 months</p>
				 <p>Foliar Spray / Soil Application</p> <p>Foliar Spray</p>	